

2025 EXHIBITOR SERVICES MANUAL

MAIN MENU

GENERAL INFO.....2	Trademarks/Copyright..... 20
DATES & TIMES..... 2	Vehicles on Display 20
EXHIBIT HALL LOCATION 2	DEMONSTRATIONS..... 20
SHOW MANAGEMENT CONTACTS..... 2	Exhibitor Conduct /Good Neighbor Policy..... 20
VENDORS 3	Food & Beverage Sampling..... 20
SHOW PLANNER 4	Hospitality & Networking Events..... 21
INSURANCE..... 5	Models / Temporary Staffing..... 21
BOOTH REGULATIONS6	Noise / Music 21
CONSTRUCTION/DESIGN..... 6	Raffles, Drawings, and Contests 21
Linear / Inline Booth Guidelines 7	ADDITIONAL..... 22
Island Booth Guidelines..... 8	Americans with Disabilities Act (ADA) 22
Peninsula Booth Guidelines..... 9	Distribution of Promotional Items..... 22
Split Island Booth Guidelines..... 10	Concessions..... 22
Hanging Signs & Airborne Objects..... 11	Copyrights 22
FREIGHT & DELIVERIES 13	First Aid 22
Warehouse Address..... 13	Occupancy..... 22
Direct to Site Address 13	Photography/Video Recording 22
Marshaling Yard Directions & Map..... 13	Selling at Booth 23
Move-in/out Procedures 14	Sharing of Exhibit Space..... 23
Material Handling & Storage 15	Show Colors..... 23
International Freight..... 15	Smoking Policy 23
INSTALL/DISMANTLE & LABOR REGULATIONS..... 15	Strolling Entertainment..... 23
Labor/Union Laws..... 15	Security information 24
Local Guidelines..... 15	REGISTRATION..... 25
Building Rules/Guidelines..... 15	STAFF BADGES 25
Safety 15	ADMISSION POLICY..... 25
Cleaning 16	Children..... 25
EXHIBITOR APPOINTED CONTRACTOR 18	Early Appointments..... 25
Donations..... 19	Exhibitor Appointed Contractors (EAC) 25
Move-out 19	Guests 25
UTILITIES.....19	GETTING THERE..... 25
ONSITE BOOTH GUIDELINES19	HOTELS..... 25
DISPLAY 19	PARKING..... 25
Animals 19	RIDESHARE / TAXI 25
Booth Appearance..... 19	BUSINESS CENTER..... 25
Floral 20	

Welcome to the WPPI 2025 Exhibitor Services Manual!

The information in the pages below is designed to help guide exhibitors through the planning process of exhibiting at WPPI 2025. Schedules and deadlines as well as links to additional information, online ordering sites, and downloadable printable order forms are included for your convenience.

The **Main Menu** is designed so clicking on a topic will automatically transport you to that section of the manual. Also, each page includes linked tabs at the top to help you navigate back to the Main Menu or another section of the manual.

We encourage you to thoroughly review this document, especially those areas that pertain to you and your booth and ask questions for any areas you need further clarification on.

GENERAL INFO

DATES & TIMES

Move-in

Sunday, March 16, 2025	8:00 a.m. - 5:00 p.m.
Monday, March 17, 2025	8:00 a.m. - 5:00 p.m.
Tuesday, March 18, 2025	8:00 a.m. - 10:00 a.m.

Contact Show Management should you have any special move-in requests. To stay in the building after noted move-in times, exhibitors must remain in their designated booth space. In and out access to the building is not permitted without prior approval.

Show Day

Tuesday, March 18, 2025	10:30 a.m. - 4:30 p.m.
Wednesday, March 19, 2025	10:30 a.m. - 4:30 p.m.
Thursday, March 20, 2025	10:30 a.m. - 3:30 p.m.

Move-out

Thursday, March 20, 2025	3:30 p.m. - 10:00 p.m.
Friday, March 21, 2025	8:00 a.m. - 12:00 p.m.

EXHIBIT HALL LOCATION

Rio Hotel & Casino
3700 W Flamingo Rd, Las Vegas, NV 89103

SHOW MANAGEMENT CONTACTS

[Click here](#) to contact us.

VENDORS

Click on vendors to get more information.



EXHIBITOR SERVICES

Freeman

[ORDER ONLINE](#)



ELECTRICAL

Encore

[ORDER ONLINE](#)



HOUSING

Official Provider

[EventSphere](#)



AV

Encore

[ORDER ONLINE](#)



INTERNET

Encore

[ORDER ONLINE](#)



CATERING

Rio

COMING SOON



SECURITY

SOA Security

[ORDER FORM](#)



INSURANCE

Marsh/Total Event

[ORDER ONLINE](#)

[SAMPLE COI](#)



LEAD RETRIEVAL

Grip

[ORDER ONLINE](#)



BOOTH CLEANING

Freeman

[ORDER ONLINE](#)



TALENT AGENCY

Image Booth Models

[ORDER ONLINE](#)



INT'L FREIGHT

PIBL

[ORDER FORM](#)


SHOW PLANNER

December 20 

Lead Retrieval


February 14

[Security](#)
[Booth Models](#)

February 18 

[FREEMAN EARLY BIRD DEADLINE FOR ONLINE ORDERS](#)

Furniture
Flooring
Material Handling
Labor
Cleaning

February 18 







[DISCOUNT DEADLINES FOR RIO EXHIBITOR SERVICES](#)

Electrical
Internet
Catering
Rigging


BEFORE YOU ARRIVE TO SHOWSITE

-  Submit Certificate of Insurance
-  Coordinate Hotel & Travel
-  Register Booth Personal in Advance
-  Update Show Directory Exhibitor Profile and/or listing

OPTIONAL SERVICES

-  Floral
-  AV
-  Int'l Freight
-  Catering
-  Internet
-  Electric

SHOW MANAGEMENT APPROVAL

-  Hanging Sign Approval by **February 14th**
-  Hiring an Exhibitor Appointed Contractor (EAC) Submit form by **February 14^h**

ONCE YOU ARRIVE

- Pick up Badge
- Check Freight Delivery
- Confirm Advanced Orders
- Place on-site orders

INSURANCE

WPPI 2025 does not provide any type of insurance coverage for the property and/or personnel of exhibiting companies. Exhibitors must maintain insurance that meets the requirements below and provide proof to WPPI 2025 before the show.

Submit your insurance documents [online](#).

Be sure the name of the attachment exhibiting company.

An exhibitor shall, at their own expense, secure and maintain through the term of this contract, including move-in and move-out days, the insurance listed below. All such insurance shall be primary of any other valid and collectible insurance of the exhibitor and shall be written on an occurrence basis. Claims-made policies are not acceptable and do not constitute compliance with the exhibitor's obligations under this paragraph.

The following three types of insurance are required:

- **Workers' Compensation** insurance, unless you are the sole proprietor. A sole proprietor is a business entity that is owned and run by one individual. If you have even one other person in the booth working with you, you will need worker's compensation coverage.
- **Comprehensive General Liability** insurance with limits not less than \$1,000,000 each occurrence, \$2,000,000 aggregate, combined single limit for bodily injury and property damage, including coverage for personal injury, contractual, and operation of mobile equipment, products, and liquor liability (if applicable).
- **Automobile Liability** insurance with limits not less than \$500,000 for each occurrence combined single limit for bodily injury and property damage, including coverage for owned, non-owned, and hired vehicles, including loading and unloading operators. Auto coverage is only required if there is a vehicle in your booth or if you are using a designated loading/unloading area i.e. POV area.

Comprehensive General Liability and Automobile Liability insurance policies shall name as additional insured, Emerald (Show Management), The Rio (Facility), and Freeman (General Service Contractor). If requested, copies of additional insured endorsements, primary coverage endorsements, and complete copies of policies satisfactory to Emerald, shall be furnished to Emerald sixty (60) days before the first day of the event. Certified copies of the Certificates of Insurance or policies shall provide that they may not be canceled without a 30-day advance written notice to Emerald.

The following MUST be contained on the certificate: [DOWNLOAD A SAMPLE CERTIFICATE OF INSURANCE](#)

"Producer" – Name, Address, and Phone Number of the insurance carrier

"Insured" – Company Name, Address, Phone Number, and Booth Number

"Description of Special Items" – Should read as "Emerald (Show Management), Freeman (Official Service Provider), The Rio (Facility), and WPPI (Show) are hereby named as additional insured, except for Workers' Compensation. The insurance provided for the benefit of Emerald, shall be primary insurance as respects any claim, loss, or liability, arising out of the Named Insured's operations for which the Named Insured is liable. Any other insurance maintained by Emerald shall be excess and non-contributory. Exhibitor show date(s) are: March 16-20, 2025 in Las Vegas, NV."

NEED GENERAL LIABILITY INSURANCE?

Marsh/TotalEvent Insurance offers General Liability Insurance for \$65 plus tax. [Click for more information.](#)

Certificate Holder Information should be listed as:

WPPI 2025
31910 Del Obispo, Ste 200
San Juan Capistrano, CA 92675

REPORTING

In the event of damage or loss of property, or an accident or injury, it is your responsibility to contact your insurance broker or carrier immediately.

BOOTH REGULATIONS

CONSTRUCTION/DESIGN

WPPI is a “Cubic Content” show

Booths must be constructed per the booth guidelines provided within this kit for the specific type of booth space being leased. Violations could result in a fine and/or loss of priority points.

All exposed parts of constructed displays must be finished to present an attractive appearance when viewed from aisles or other adjoining booths. Exposed back and sidewalls may not display copy, logos, graphics, artwork, or product if they adjoin a neighboring booth.

Show Colors

Backwall: White

Sidewall: White

Aisle Carpet: Hotel Multi-Color

Linear, Corner and Perimeter booths

- 8’ high pipe and drape back wall.
- 3’ high pipe and drape side rails.
- 11” x 17” booth identification sign with the company name and booth number.

Peninsula and End-Cap booths

- 8’ high pipe and drape back wall.
- 3’ high pipe and drape side rails.
- 7” x 17” booth identification sign with the company name and booth number.

Split Island booths

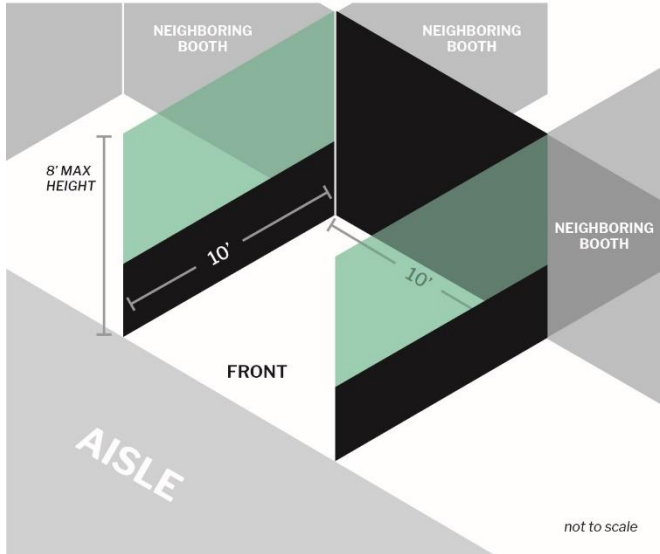
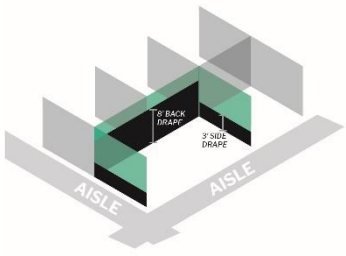
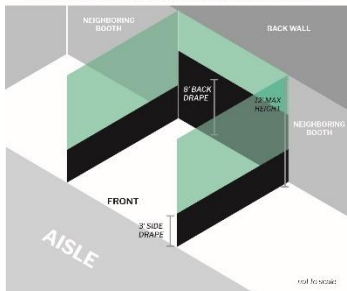

- 8’ high pipe and drape back wall.
- 3’ high pipe and drape side rails.
- 7” x 17” booth identification sign with the company name and booth number

Island booths


- Island booths do not come with back drapes or ID signs. If desired, they may be ordered from Freeman.

All other equipment and services are the responsibility of the exhibitor. Please review the Freeman Exhibitor Service Manual to place orders.


Linear / Inline Booth Guidelines

<p>Definition and/or Dimension Linear booths, also called “inline” booths, are generally arranged in a straight line and have neighboring exhibitors on their immediate right and left, leaving only one side exposed to the aisle.</p> <p>Linear & Perimeter booths are commonly ten feet (10') deep and multiples of ten feet (10') wide, i.e., 10' x 10', 10' x 20', 10' x 30', etc.</p>	<p style="text-align: center;">INLINE BOOTH SPACE 10 X 10, cubic content, with provided drape, max height 8'</p> 	
<p>What's Provided / Included</p> <ul style="list-style-type: none"> • 8' high pipe and drape back wall. • 3' high pipe and drape side rails. • 11" x 17" booth identification sign with the company name and booth number. <p>All other equipment and services are the responsibility of the exhibitor.</p>	<p>Use of Space – Cubic Content Rule: Exhibitors may build their exhibit within the entire width and depth of their booth and up to the maximum allowable height of the linear booth type/variation.</p> <p>Footprint Rule or “Wiggle Room” Factor The width and depth of your booth structure should be designed so any side adjacent to another exhibitor’s booth is 3 inches less than the dimensions of your booth space. This is to allow space for the dividing drape and utility cables/hoses that must be run between booths.</p>	
<p>Hanging Signs / Graphics Linear/Inline booths are not permitted to have hanging signs.</p> <p>Signs, logos and graphics placed along booth edges may not face into adjacent booths.</p>	<p>Exposed Surfaces All exposed exhibit components extending above the 3' high pipe and drape sidewalls and/or the 8' high pipe and drape backwall must be completely finished, painted, and with no exposed wires or framing visible. Show Management reserves the right to determine whether a wall is finished and may order draping of exposed sides at the exhibitor’s expense.</p>	
<p>Additional Information Labor/Union Laws Building Rules/Guidelines</p>	<p>Variance Requests Variance requests can be submitted to Show Management for review.</p>	
<p>Linear / Inline Booth Variations:</p>		
<p>Corner booths must adhere to the same guidelines as linear booths with the exception that two sides will be exposed to an aisle.</p>	<p>Perimeter booths are linear booths that back up against a wall of the facility, not to another line of exhibits, and have a maximum height of twelve feet (12').</p>	<p>End-Cap booths are exposed to an aisle on three sides and comprised of two adjacent 10'x10' booth spaces and must adhere to the same guidelines as linear booths.</p>
<p style="text-align: center;">CORNER BOOTH SPACE aisles on 2 sides; cubic content w/ provided drape</p> 	<p style="text-align: center;">PERIMETER BOOTH SPACE booth backs up to wall in event space, max height 12'</p> 	<p style="text-align: center;">END CAP PENINSULA BOOTH SPACE cubic content, aisles on 3 sides</p> 

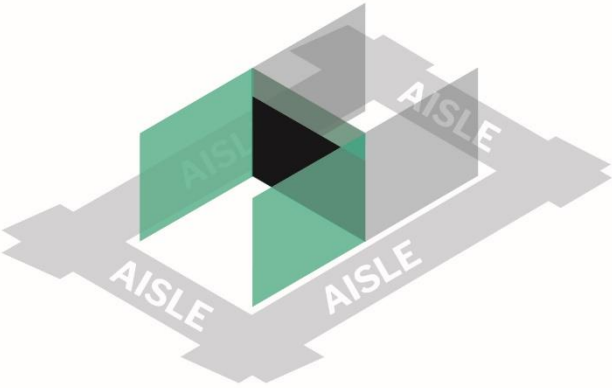
Island Booth Guidelines

<p>Definition and/or Dimension Island booths are any size booth exposed to an aisle on all four sides.</p> <p>Island booths are typically twenty feet (20') by twenty feet (20') or larger, although may be configured differently.</p>	<p style="text-align: center;">ISLAND BOOTH SPACE aisles on 4 sides</p>  <p style="text-align: right;"><i>not to scale</i></p>
<p>What's Provided / Included Island booths do not come with drapes or ID signs.</p> <p>All equipment and services are the responsibility of the exhibitor.</p>	
<p>Use of Space – Cubic Content Rule: The entire cubic content of this booth may be used, up to the maximum allowable height. Because an island booth is automatically separated by the width of an aisle from all neighboring exhibits, full use of the floor plan is permitted.</p> <p>Exhibit fixtures, components, and identification signs for 20'x20' booths will be permitted to a maximum height of 20'.</p>	<p>Footprint Rule or "Wiggle Room" Factor Since Island Booths do not have any adjacent booths, the footprint rule is not applicable.</p>
<p>Multi-Level Exhibits A Multi-story exhibit is a booth where the display fixture includes two or more levels. A multi-storied exhibit requires prior approval by the exhibit facility, and/or relevant local government agency, as well as Show Management because it is deemed to be a "structure" for building purposes. All Multi-Level and Covered exhibits require a plan that is signed, sealed (with official seal) and dated by a registered architect or engineer and a certificate of flame-retardant materials submitted to Show Management and the facility at least 60 days in advance.</p>	<p>Covered Exhibits Canopies, including ceilings, umbrellas, and canopy frames, (upon approval) may be either decorative or functional (such as to shade computer monitors from ambient light or to allow for hanging products). Please contact WPPI Show Management if your exhibit is composed of any ceiling treatment. Island booths must conform to cubic content requirements. The bottom of the canopy should not be lower than 7' from the floor within 5' of any aisle. Canopy supports should be no wider than three inches. Fire and safety regulations in many facilities strictly govern the use of canopies, ceilings, and other similar coverings.</p>
<p>Hanging Signs / Graphics Hanging Signs are permitted for island booths (20'x20' or larger), to a maximum height of 20' from the floor to the top of signage and/or graphics. Hanging Signs should be set back 10' from the adjacent booths and be directly over contracted space only. Please submit your Hanging Sign Requests in your Exhibitor Console.</p>	<p>Exposed Surfaces All exposed exhibit components must be completely finished, painted, and with no exposed wires or framing visible. Show Management reserves the right to determine whether a wall is finished and may order draping of exposed sides at the exhibitor's expense.</p>
<p>Additional Information Labor/Union Laws Building Rules/Guidelines</p>	<p>Variance Requests Variance requests can be submitted to Show Management for review.</p>

Peninsula Booth Guidelines

<p>Definition and/or Dimension Peninsula booths are exposed to an aisle on three sides, comprised of a minimum of four booths, and typically back up to linear booths behind.</p> <p>Peninsula booths are usually twenty feet (20') by twenty feet (20') or larger.</p>	<p style="text-align: center;">PENINSULA BOOTH SPACE cubic content, aisles on 3 sides, with provided drape</p>  <p style="text-align: right;"><small>not to scale</small></p>
<p>What's Provided / Included</p> <ul style="list-style-type: none"> • 8' high pipe and drape back wall. • 11" x 17" booth identification sign with the company name and booth number. <p>All other equipment and services are the responsibility of the exhibitor.</p>	
<p>Use of Space – Cubic Content Rule: Exhibitors may build their exhibit within the entire width and depth of their booth and up to the maximum allowable height of the linear booth type/variation. All exposed exhibit components extending above the 8'high pipe and drape backwall must be completely finished, painted, and with no exposed wires or framing</p>	<p>Footprint Rule or "Wiggle Room" Factor The width and depth of your booth structure should be designed so any side adjacent to another exhibitor's booth is 3 inches less than the dimensions of your booth space. This is to allow space for the dividing drape and utility cables/hoses that must be run between booths.</p>
<p>Hanging Signs / Graphics Hanging Signs are permitted for Peninsula booths (20'x20' or larger), to a maximum height of 20' from the floor to the top of signage and/or graphics. Hanging Signs should be set back 10' from the adjacent booths and be directly over contracted space only. Please submit your Hanging Sign Requests in your Exhibitor Console.</p> <p>Hanging Signs are not allowed for End Cap Booths.</p>	<p>Exposed Surfaces All exposed exhibit components must be completely finished, painted, and with no exposed wires or framing visible. Show Management reserves the right to determine whether a wall is finished and may order draping of exposed sides at the exhibitor's expense.</p>
<p>Additional Information Labor/Union Laws Building Rules/Guidelines</p>	<p>Variance Requests Variance requests can be submitted to Show Management for review.</p>

Split Island Booth Guidelines

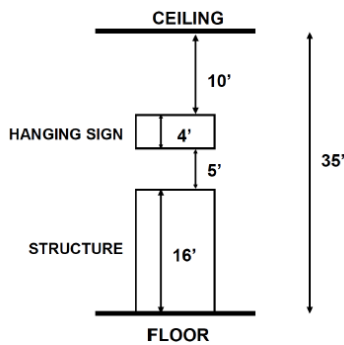
<p>Definition and/or Dimension Split Island booths are exposed to an aisle on three sides, comprised of a minimum of four booths, and typically back up to another island booth behind. Split Island booths are typically 20'x20' or larger, although may be configured differently.</p>	<p style="text-align: center;">SPLIT ISLAND BOOTH SPACE w/ provided drape</p>  <p style="text-align: right;"><small>not to scale</small></p>
<p>What's Provided / Included</p> <ul style="list-style-type: none"> • 8' high pipe and drape back wall. • 11" x 17" booth identification sign with the company name and booth number. <p>All other equipment and services are the responsibility of the exhibitor.</p>	
<p>Use of Space – Cubic Content Rule: The entire cubic content of this booth may be used, up to the maximum allowable height, without any backwall line of sight restrictions. The maximum height allowed is 20'. Heights above 20' must have Show Management approval. The entire cubic content of the space may be used up to the maximum allowable height.</p>	<p>Footprint Rule or "Wiggle Room" Factor The width and depth of your booth structure should be designed so any side adjacent to another exhibitor's booth is 3 inches less than the dimensions of your booth space. This is to allow space for the dividing drape and utility cables/hoses that must be run between booths.</p>
<p>Height Restrictions Exhibit fixtures, components and identification signs will be permitted to a maximum height of 20'.</p>	<p>Fire Code All exhibit materials (including chairs) must be kept out of the aisles. Booth materials must be flame-retardant to the satisfaction of the Fire Marshal by a flame-retardant certification or ability to pass on-site flame test.</p>
<p>Hanging Signs / Booth ID Hanging Signs are permitted for split-island booths (20'x20' or larger), to a maximum height of 20' from the floor to the top of signage and/or graphics. Hanging Signs should be set back 10' from the adjacent booths and be directly over contracted space only. Please submit your Hanging Sign Requests in your Exhibitor Console.</p>	<p>Exposed Surfaces All exposed exhibit components must be completely finished, painted, and with no exposed wires or framing visible. Show Management reserves the right to determine whether a wall is finished and may order draping of exposed sides at the exhibitor's expense.</p>
<p>Additional Information Labor/Union Laws Building Rules/Guidelines</p>	<p>Variance Requests Variance requests can be submitted to Show Management for review.</p>

Hanging Signs & Airborne Objects

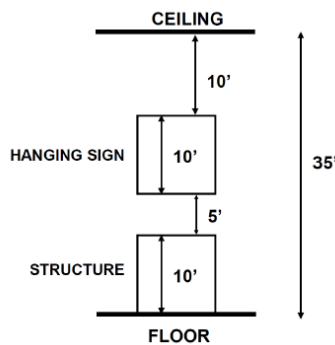
Permitted in all Island, Split Island, and Peninsula booths that are 400 sq. ft. or larger. End-cap and linear booths do not qualify for hanging signs and graphics, regardless of size.

The maximum combined vertical height between any ground supported structure and hanging sign, at their highest dimensions when viewed perpendicular to the floor from any point on any side, may not exceed a maximum of 20'. Examples of different types of booths and hanging sign designs in a hall with a 35' ceiling are shown below (actual designs will vary based on actual hall ceiling height). If a structure that is 20' in height is used, a hanging sign is not permitted. Hanging signs and graphics should be set back 10' from adjacent booths and be directly over contracted space only. All exhibit wall signage must be one-sided facing inward towards your contracted booth space.

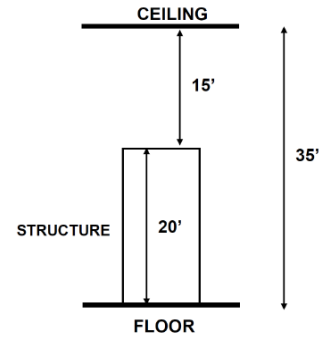
$$\text{Height of Structure} + \text{Height of Hanging Sign} = \text{Combined Max of 20'}$$



Structure at a max height of 16'
Sign at a max height of 4'



Structure at a max height of 10'
Sign at a max height of 10'



Structure at a max height of 20'
No hanging sign permitted

Approval Process

For consideration and approval of your hanging sign, please submit your Hanging Sign Requests in your [Exhibitor Console](#) by February 14th. It is the exhibitor's responsibility to inform Show Management of any hanging signs to avoid complications on site. Any hanging signs that do not have approval will be removed at the exhibitor's expense.

Hanging signs should be shipped to the Freeman Advance Warehouse arriving between February 14 and March 11. Plan to use two labels on each piece you will be shipping and use a waterproof marker to address the label and mark your booth number. Note: Receiving will be closed Monday, February 17, in observance of Presidents Day.

Rigging is exclusive to Encore. Please order rigging services through [Encore online](#).

Structural Integrity

All hanging signs must have drawings available for inspection by Show Management at all times. Drawings must include a signature or stamp of a structural engineer indicating reviewing that stress points for hanging the sign have been properly engineered. The signature of an authorized official of the exhibit building company is also required, indicating that the structure is built in compliance with the details and the specifications set forth on the drawings. (NOTE: Exhibitors are encouraged to use lightweight materials in the construction of a hanging sign to eliminate excessive stress to the facility ceiling structure.)

For Booth Variations and Hanging Sign requests, please reach out to tracey.roberts@emeraldtx.com.

Drones & Airborne Objects

No drones, remotely piloted aircraft systems (RPAS), or Unmanned Aerial Vehicles (UAVs) are permitted in any exhibit hall or any WPPI space.

Signs, banners, or any other exhibit material may not be suspended, taped, nailed, screwed or in any way attached to the ceilings, walls, columns, drapes, floor or on any other facility surface.

Helium balloons are NOT allowed on the show floor at any time and should not be used in exhibit space or be distributed.

Lighting/Truss

- No lighting, fixtures, lighting trusses, or overhead lighting are allowed outside the boundaries of the exhibit space. Exhibitors intending to use hanging light systems should submit drawings to Show Management for approval.
- Lighting, including spotlights and gobos, should be directed to the inner confines of the exhibit space. Lighting should not project onto other exhibits or exhibition aisles.
- Lighting which is potentially harmful, such as lasers or ultraviolet lighting, should comply with facility rules and be approved by Show Management.
- Lighting that spins, rotates or pulsates and other specialized lighting effects should be in good taste and not interfere with neighboring exhibitors or otherwise detract from the general atmosphere of the exhibition.
- Currently, some facilities do not allow quartz halogen lighting fixtures in exhibits due to potential fire hazards. Check with Show Management for rules specific to the event facility.
- Reduced lighting for theater areas should be approved by the event facility.
- Droplights or special lighting devices must be hung at a level or positioned so as not to prove to be an irritant or distraction to neighboring exhibit booths or guests.
- Use of halogen rules vary by facility and should be verified prior to booth construction. To ensure safety, halogen lamps are limited to 75-watts and must be of the sealed variety which prevents direct handling of the bulb. The use of any stem mounted halogen or other fixtures employing either a linear quartz bulb or a non-shielded halogen bulb is strictly prohibited.

FREIGHT & DELIVERIES

Warehouse Address

Exhibiting Company Name / Booth #
 WPPI 2025
 C/O Freeman
 6675 W Sunset Rd
 Las Vegas, NV 89118

Direct to Site Address

Exhibiting Company Name / Booth #
 WPPI 2025
 Rio Hotel & Casino
 C/O Freeman
 3700 W. Flamingo Road
 Las Vegas, NV 89103

Marshaling Yard Directions & Map

6555 West Serene Avenue Las Vegas, NV 89139

**This location does not accept deliveries. This location is only for the staging of trucks delivering to and picking up from show site facilities.*

Please note:

- All carriers delivering to or picking up from the facility must check in at the Marshalling Yard.
- Drivers will be assigned a number according to check-in time and will be dispatched once dock space is available.
- Please be advised that certified weight tickets are required when checking into the Marshalling Yard. For your convenience, Freeman has available a full-sized certified scale at the Marshalling Yard. If your driver has valid verified weight tickets, Freeman will accept these tickets and your driver will not have to scale at the Freeman Marshalling Yard.

Directions:

From I-15 Northbound

Exit NV160 W/Blue Diamond Rd
 Left onto Blue Diamond Rd
 West on Blue Diamond Rd
 (approximately 4 miles)
 Left on S Torrey Pines Dr
 From stop sign at Serene, go straight
 Marshalling Yard is directly ahead

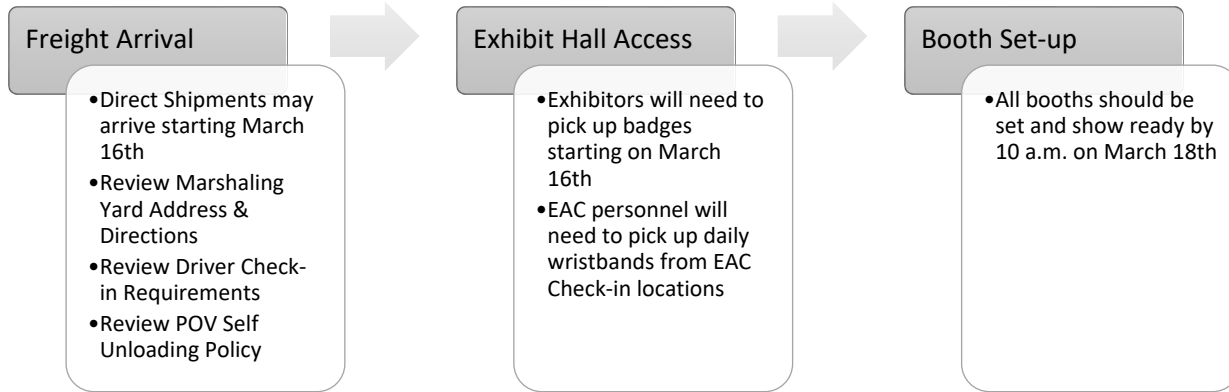
From I-15 Southbound

Exit NV160 W/Blue Diamond Rd
 West on Blue Diamond Rd
 (approximately 4 miles)
 Left on S Torrey Pines Dr
 From stop sign at Serene, go straight
 Marshalling Yard is directly ahead

From US-93 / I-515 Northbound

Exit I-215 West
 Exit I-15 South
 Merge on NV160 W/Blue Diamond
 West on Blue Diamond Rd
 (approximately 4 miles)
 Left on S Torrey Pines Dr
 From stop sign at Serene, go straight
 Marshalling Yard is directly ahead

Move-in/out Procedures



Self-Unloading / Hand Carry Policy

Exhibitors may “hand carry” material. Hand carry is defined as small items such as cartons and packages that an exhibitor is able to carry.

- Any mechanical assistance is limited to a small dolly.
- The assistance of any motorized device or pallet jack is not permitted.
- When exhibitors choose to “hand carry” they may not access designated material handling areas.
- Exhibitors must use specified exhibitor hand carry areas or main entrance of the facility.
- In all other circumstances items should be considered material handling. In no circumstance is any exhibitor authorized to use Freeman material handling equipment for any purpose.

Privately Owned Vehicles are defined as cars, pick-up trucks, vans and other trucks primarily designed for passenger use, not cargo or freight. Vehicles that do not qualify for this service, or that have material that requires mechanical assistance to unload, will be directed to the Freeman Marshaling Yard.

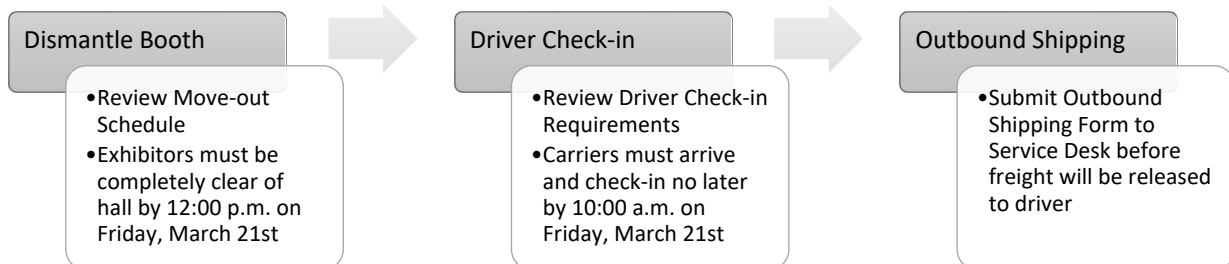
Workers equipped with a flat cart scooter will assist exhibitors with unloading. Each cart will handle a load approximately 3' wide x 4' long x 3' high. Freight must not exceed 300 lbs. For safety reasons, it will be the judgment of the freight supervisor if the load can go higher than 3 feet. Cart Service includes storage of empty cardboard/product boxes at no additional charge. Empty stickers for your cartons and cases will be provided for this service. Click [HERE](#) for additional information on POV and Cart Services.

Privately Owned Vehicles (POV)

Please refer to Material Handling section of the Freeman Service Manual.

A POV, or Privately Owned Vehicle, is any vehicle primarily designated to transport passengers and not cargo or freight. Qualifying vehicles include: pick-up trucks, passenger van, SUV, or taxi.

Outbound Shipping



Material Handling & Storage

- The official material handling contractor, Freeman, will handle and provide storage space for crates, boxes, skids, etc., during the exhibition and return properly marked materials at the completion of the meeting. Materials not in accordance with these regulations will be discarded.
- Fire regulations prohibit storing product, literature, empty packing containers or packing materials behind back drapes or under draped tables. However, exhibitors may store a daily supply of literature or product appropriately within the exhibit space area, so long as these items do not impede access to utility services, create a safety problem, or look unsightly. Any excess samples beyond a daily supply can be stored during the show through the general service contractor.
- Empty crates, cartons and boxes must be removed from the exhibitor's booth. Empty containers will be picked up by the general service contractor and returned at the conclusion of the show.
- Exhibitors may obtain labels marked "EMPTY STORAGE" at the Exhibitor Service Desk and should affix them to each empty crate, carton and box. Please be certain to mark your exhibit booth number on each label.
- Exhibitors are cautioned not to leave any merchandise in boxes being stored with "EMPTY STORAGE" labels.

International Freight

Phoenix International Business Logistics has been appointed as the official international freight forwarder and customs broker. For more information, please visit their [website](#).

INSTALL/DISMANTLE & LABOR REGULATIONS

Labor/Union Laws

Please refer to labor jurisdictions in the [Freeman Service Manual](#).

Forklifts

Forklifts with operators are available at the prevailing rates. Arrangements must be made with the general service contractor at least 14 days prior to setup for special requests, such as cranes or forklifts with over 5,000-pound lift capacity for special handling of large equipment or machinery.

Local Guidelines

Please refer to local labor guidelines in the [Freeman Service Manual](#).

Building Rules/Guidelines

Please refer to page 8 in the Freeman Service Manual.

Safety

Fire Marshal Requirements & Permitting

All exhibit spaces must be in full compliance with all facility, fire marshal, Show Management, and exhibit guidelines including all local, state and federal laws.

- **Fire and Safety**
 - The travel distance within the exhibit to an exit access aisle shall not exceed 50 feet (15.25 meters).
 - Cardboard, crepe paper, corrugated paper or other combustible materials are prohibited.
 - Exhibitors that have fire alarms, fire extinguishers, fire strobe lights or fire hose cabinets within the exhibit space must have them visible with an unobstructed path from the aisle to the fire device location.
 - Spray painting is prohibited.
 - Welding is allowed with written permission of Show Management, and provided exhibitor procures all necessary permits and licenses and provides evidence of the requisite permits to the facility prior to the event.

- Helium and gas cylinders used for refilling must be secured in an upright position on American National Standards Institute (ANSI) approved safety stands with the regulators and gauges protected from damage. Overnight storage of cylinders in the building is prohibited.
- Exhibitors should dispose of any waste products they generate during the exhibition in accordance with guidelines established by the Environmental Protection Agency (EPA) and the facility.
- **Flammable and Toxic Materials**
 - All materials used in display construction or decorating should be made of fire-retardant materials and be certified as flame retardant.
 - Samples should also be available for testing.
 - Materials that cannot be treated to meet the requirements should not be used.
 - A flame-proofing certificate should be available for inspection.
 - Exhibitors should be aware of local regulations regarding fire/safety and environment which must be adhered to.
 - Exhibitors should dispose of any waste products they generate during the exhibition in accordance with guidelines established by the Environmental Protection Agency and the facility.

Environmental Laws/OSHA Regulations

All exhibitors must be following environmental laws and OSHA regulations. To facilitate this compliance, the Organizer strongly urges all exhibitors who give samples of any chemicals, cleaners, or inks to include a Material Safety Data Sheet (MSDS) with each sample given.

Cleaning

Clean Floor Policy

All crates and skids must be tagged and removed from the exhibit floor no later than 5 p.m. on Monday, March 17, 2025. This will allow sufficient time to complete the overall cleaning of the Exhibit Hall as well as provide exhibitors the space to complete their booth set up by keeping aisles clear.

Freeman is the exclusive booth cleaning contractor for the Expo. Please note: your booth will NOT automatically be vacuumed the night before the show opens unless you order and pay for this service. Booth cleaning (vacuuming booth carpet) is not included in your booth space rental. Wastebaskets left at the front edge of your booth will be emptied during show days. Any booth structure, crates, carpet padding or booth equipment abandoned at the Expo after the published move-out deadline (Noon on Friday, March 21st) will be deemed trash and disposed of by Freeman at a cost to the exhibitor. Arrange for cleaning services by utilizing the online order forms within this manual.

Excessive/Bulk Trash

Any exhibitors promoting giveaways from their booths which generate additional trash are required to order porter service for their booth. Exhibitors who require porter service for their booths, but do not order it, will automatically be billed for this service. Any wooden crates or large containers left on the show floor (not labeled as empty storage) will be subject to an additional fee for dismantling and disposal.

Booth and Material Abandonment

Exhibitors that leave excessive literature and/or display materials in their booth at the end of the published move-out time will be deemed to be guilty of "material abandonment". Any charges incurred on behalf of Show Management to remove the abandoned materials to ensure that Show Management can comply with the published move-out schedule of the facility as stated in their license agreement for the event will be billed to the exhibitor directly. Show Management and the facility will NOT be responsible for the recovery of abandoned materials that are left in an exhibitor's booth past the move-out dates/times as published in the Exhibitor Manual.

Care of the Facility

- It is understood that exhibitors shall neither injure, nor in any manner deface the premises.
- Exhibitors will not be permitted to drive nails, hooks, tacks or screws into any part of the building, put up decorations or adhesives that would deface the premises.
- All curtains, draperies and decorations made from textiles of combustible fibers or other flammable materials must be flame proofed in the manner approved by all applicable jurisdictions.
- Exhibitor shall promptly pay for any and all damages to the facility, booth equipment or the property of others caused by the exhibitor or any of its employees, agents, contractors or representatives.

EXHIBITOR APPOINTED CONTRACTOR

If exhibitors wish to use an Exhibitor Appointed Contractor (EAC), the following rules and regulations must be adhered to by the exhibitor and the EAC. **These rules will be strictly enforced.** Completion of the required EAC/I&D form qualifies as acceptance that the EAC will abide by all rules and regulations, especially those as contained herein for EAC.

The EAC/I&D contractor must be licensed, insured, and authorized to work in the Rio. Contractors must adhere to all rules and regulations of WPPI 2025, the Rio, and the local unions. This includes keeping “no freight aisles” clear, clearing empty crates off the show floor, and being properly badged.

All contracted personnel must check-in with Security before admission to the exhibit floor. Personnel must have proof of company affiliation and a photo I.D.

The EAC shall refrain from placing an undue burden on the official service contractors by interfering, in any way, with the official contractor’s work.

The EAC will not solicit business at the event and must wear badges at all times. It is the exhibitor’s responsibility to make sure that all independent contractors are properly badged before arrival.

If the EAC, in any way, disrupts the orderly conduct of business by any of the official contractors or impairs the smooth installation and dismantling of the event, the EAC will immediately cease such disruption or be removed from the event site. Show Management will have the final decision in such instances.

The Rio (Facility), Emerald (Show Management), and Freeman (General Service Contractor) must be named as additionally insured by all contractors working in the hall. Show Management must receive the certificate of insurance no later than 30 days before the commencement of installation. Show Management will give authorization to the EAC to provide installation and dismantling services to the exhibiting firm upon receipt of:

- Certificate of insurance for workers’ compensation and employers’ liability, comprehensive general liability, and automobile liability insurance.
- The workers’ compensation and employers’ liability insurance must provide a minimum limit of (recommended \$500,000 USD) and meet the requirements established by the state in which the event is being held.
- Comprehensive general liability coverage must provide at least (recommended \$1 million USD per occurrence /\$2 million USD general aggregate) in coverage and shall name Show Management, the sponsoring associations, the event owners, the official contractor, and the facility as additional insured.
- Automobile liability should include all owned, non-owned, and hired vehicles with limits of (recommended \$500,000 USD) bodily injury and (recommended \$500,000 USD) property damage liability.

In performing work for their clients, the EAC shall cooperate fully with the official contractors and shall comply with existing labor regulations or contracts as determined by the commitments made and obligations assumed by Show Management in any contracts with the official contractors. Failure to comply with these regulations will result in refusal or loss of authorization to perform services and immediate removal from the event site.

Services ordered on behalf of exhibitors by EAC’s or other third parties must be so authorized in writing by the exhibitor. Payment for all services will be the responsibility of the exhibitor.

Exhibitors using an installation and dismantling contractor (I&D), and/or an exhibitor appointed contractor (EAC) to set-up or teardown their exhibit, must complete the EAC/I&D form in the [Exhibitor Console](#) by February 14th.

Complete this form **only** if you are using the services of an outside contractor to install or dismantle your display. Please fill out the form completely.

DONATIONS

Opportunity Village is the charity of choice for this event and is available to accept donations and provide your company with a tax deductible receipt. To donate your product and/or booth materials, please call (702) 300-8409.

MOVE-OUT

Thursday, March 20, 2025 3:31 p.m. - 10:00 p.m.
Friday, March 21, 2025 8:00 a.m. - 12:00 p.m.

- Freeman will begin returning empty containers at the close of the show.
- All exhibitor materials must be removed from the exhibit facility by Friday, March 21, 2025 at 12:00 p.m.
- Any materials remaining in the facility will be re-routed via Freeman's choice or returned to warehouse to await disposition at exhibitor's expense.
- To ensure all exhibitor materials are removed from the exhibit facility by the Exhibitor move-out deadline, please have all carriers check-in by Friday, March 21, 2025 at 10:00 a.m.

UTILITIES

ELECTRICAL, CABLE & INTERNET

Encore is the exclusive provider of electrical, cable services, and internet to exhibitors. Services can be ordered online.

ONSITE BOOTH GUIDELINES

DISPLAY

Animals

No animals are permitted in the Rio. Any request for an exception must be requested with Show Management.

Under the Americans with Disabilities Act (ADA), Show Management must allow people with disabilities to bring their service animals into all areas of the facility where exhibitors and attendees are normally allowed to go. Service animals are animals that are individually trained to perform tasks for people with disabilities such as guiding people who are blind, alerting people who are deaf, pulling wheelchairs, alerting and protecting persons having seizures, or performing other special tasks.

Booth Appearance

- All open or unfinished sides of the exhibit which may appear unsightly must be covered or Show Management will have them covered at exhibitor's expense.
- Any portion of the exhibit bordering another exhibitor's space must have the backside of the exhibit finished and not incorporate any identification signs, lettering or graphics that would detract from the adjoining exhibit.
- Peninsula, split island and island exhibits must have a finished back wall and be finished on all sides.
- Unfinished hard-walls are not permitted.
- The Rio convention center is carpeted throughout with convention style carpeting. Rental carpet is available through Freeman.
- No bolts, screws, hooks or nails shall be driven into or otherwise attached to the walls or floors of the exhibit areas.
- No part of the display may be attached to or otherwise secured to the columns, drapery backdrop or side dividers.
- Decals or other adhesive materials shall not be applied or affixed to the walls, columns or floor of the exhibit/facility areas.
- No sign of any description may be installed, except within the confines of the exhibit space assigned.
- Fog, smoke and steam machines are not permitted.
- Exhibitors are prohibited from possessing, displaying or depicting any products or components in their booth which could be interpreted as being a promotion of another company.
- No exhibit will be permitted which interferes with the use of other exhibits or impedes access to them or impedes the free use of the aisles.
- Items located in the exhibit space must be in good taste or will be removed at the discretion of Show Management.

Floral

WPPI does not have an exclusive floral vendor. If you need floral, you may use any vendor in the Las Vegas area. If you need floral recommendations, please reach out to Tracey.Roberts@emerald.com.

Trademarks/Copyright

Exhibitors shall obey copyrights and assume full and sole liability and responsibility for the use of copyrighted materials at the show. Exhibitors must obtain all necessary licenses and approvals from copyright owners and pay all required royalties and fees.

Vehicles on Display

- All vehicles on display will require spotting service from the general service contractor, at the exhibitor's expense.
- Display vehicles must have battery cables disconnected and taped, alarm systems deactivated, fuel tanks no more than 1/8-tank full or five gallons (include metric), whichever is less, and fuel tank tapped.
- Fueling or de-fueling of vehicles on the facility premises is prohibited.
- Display vehicles are permitted to occupy no more than 80 percent of the contracted exhibit space and must conform to line-of-sight rules.
- Tractor/Trailer/Rigs/RVs/Trailers and oversize vehicles are not permitted as exhibits in the exhibit hall unless on the perimeter of the exhibit hall exhibition floor and must be approved by Show Management.
- Booth vehicles must be set back 10 inches (.26 meters) from the aisle to prevent damage from aisle carpet installation.
- The flooring underneath the vehicle must be completely covered and protected.
- Once placed, display vehicles cannot be started or moved without the approval of Show Management and the direction of the general service contractor.
- All vehicles on display require a permit from the Clark County Fire Department.

DEMONSTRATIONS

Exhibitor Conduct /Good Neighbor Policy

- Exhibitors are required to keep all booth activities within the confines of their exhibit space and not interfere with aisle traffic flow or access to neighboring exhibits. Activities may not disturb neighboring booths. Demonstrations, booth giveaways and literature must directly relate to the exhibiting company product, business or mission and not be offensive in any manner.
- Exhibitors are required to conduct themselves and operate their exhibit so as not to annoy, endanger or interfere with the rights of others at the show. Show Management reserves the right to deny access to the exhibition floor to exhibitors not conducting themselves in a professional, ethical and otherwise appropriate manner. Unsportsmanlike, unethical, illegal or disruptive conduct, such as tampering with another party's exhibit or engaging in corporate espionage is strictly prohibited.
- Exhibitor's personnel and their representatives may not enter the exhibit space or loiter in the area of another exhibitor without permission from that exhibitor, and at no time may anyone enter an exhibit space that is not staffed. Violators may be ejected from the event and the exhibitor additionally penalized by the loss of priority points at the discretion of Show Management.

Food & Beverage Sampling

- The facility's exclusive food and beverage vendor has a responsibility to strictly regulate any food and beverage activity. All food must be prepared and served from within the regulations of the city and county.
- Any exhibitor sampling products may need to submit a sampling form to the facility's exclusive vendor for review and to Show Management for acceptance or rejection.
- Distribution of food and beverages: All business activities of the exhibitor at the event must be within the exhibitor's allotted space.
- Pre-packaged, single unit samples will be allowed to be distributed from an exhibitor's booth. Alcoholic sampling is also allowed. However, sampling sizes will be strictly enforced.

Hospitality & Networking Events

- No exhibitor, or any affiliate thereof, shall conduct any off-site activity during official event hours that would encourage attendees to leave the officially scheduled event activities. Hospitality suites shall not be open during event hours.
- Meeting and hospitality rooms – only exhibiting companies will be permitted to have meeting rooms or hospitality/business suites at any of the official hotels or exhibit facilities. Exhibitors must inform Show Management of any hospitality suites, functions, classes, seminars or exhibits being held at venues other than the exhibition floor and must receive express written consent from Show Management for said activities prior to the show. Such activity must be for internal business or staff meetings. Exhibitors who are found to be in violation of outside activities rules and regulations will be subject to the loss of priority points.
- Show Management strictly prohibits solicitation of business in any public areas occupied by the event, including public areas in conference hotels. Such solicitations are limited to badged individuals within registered booths in the exhibit hall only.
- Companies who wish to host hospitality suites must apply in writing to [Show Management](#) for permission and must agree that the suites not be open during any scheduled event. In addition, no exhibitor may hold any revenue-producing event, fundraising event, or event of any type targeted to the event attendees at any time during event without the advance written approval of Show Management. If an activity is held without approval, Show Management reserves the right to exclude the exhibitor from future events.

Models / Temporary Staffing

Attendants, models and other employees must confine their activities to the contracted exhibit space. Exhibitor's personnel and representatives may not enter the exhibit space of another exhibitor without permission from that exhibitor, and at no time may anyone enter an exhibit space that is not staffed. Neither the exhibit area nor other areas of the facility shall be used for any improper, immoral, illegal or objectionable purpose. All personnel of exhibitor, including personnel retained by exhibitor to be in or around its booth, must wear appropriate apparel at all times. Show Management reserves the right to make determinations on appropriate apparel and entertainment activities conducted by exhibitors. Violators may be escorted from the event and exhibitor may be subject to a loss of priority points.

The official provider of models, hosts, and other talent is Image Model Talent Agency.

Noise / Music

In general, exhibitors may use sound equipment in their booths so long as the noise level does not, in the exclusive judgment of Show Management, disrupt the activities of neighboring exhibitors. Speakers and other sound devices should be positioned so as to direct sound into the booth rather than into the aisle. Sound and noise should not exceed 85 decibels when measured from the aisle immediately in front of a booth.

Exhibitors should be aware that music played in their booths, whether live or recorded, may be subject to laws governing the use of copyrighted compositions. ASCAP, BMI, and SESAC are three authorized licensing organizations that collect copyright fees on behalf of composers and publishers of music. Show Management does not have a license with any licensing agencies; therefore, exhibitor is responsible for obtaining licensing directly. Adherence to these federally mandated copyright licensing laws is of critical importance.

Raffles, Drawings, and Contests

Raffles, drawings and contests, if permitted by law, are allowed in an exhibitor's booth but will be regulated by Show Management. Show Management reserves the right to limit the promotional activity anywhere on the exhibition floor as they see fit to ensure a professional and safe atmosphere. These activities include and are not limited to, handouts, contests, lotteries, promotional activities, entertainment, raffles and drawings.

ADDITIONAL

Americans with Disabilities Act (ADA)

All exhibiting companies are required to follow the Americans with Disabilities Act (ADA) and are encouraged to be sensitive, and as reasonably accommodating as possible, to attendees with disabilities.

Distribution of Promotional Items

- Exhibitor shall not, without the written consent of Show Management, distribute or permit to be distributed, any advertising matter, literature, souvenir items or promotional materials in or about the exhibit areas except from its own allotted exhibit space and/or official promotional areas. Exhibitor shall not post or exhibit any signs, advertisements, show bills, lithograph posters or cards of any description on any part of the premises of the facility, except within the exhibitor's exhibit space and upon such space as is made available for such purposes by the facility. Mobile advertisements along the roads immediately surrounding the perimeter of the convention center and event hotels are prohibited during conference hours regardless of permits.
- Show Management defines advertising as any advertisement, sign (print or electronic) or message that promotes an activity taking place in the city to event attendees. Any indoor/outdoor advertisement placement around the "key" areas of the city, to include but not limited to: airport signage, street signage/banners, convention center, event hotels, etc., must include the prominently-visible tagline: "Proud Supporter of WPPI".
- Exhibitors may not advertise in or on the sidewalks, ramps, entries, doors, corridors, passageways, vestibules, hallways, lobbies, stairways, elevators, escalators, aisles, or driveways of the facility without written permission from Show Management. These areas are considered private property.
- Exhibitors found to be in noncompliance with advertising guidelines will be subject to loss of priority points and Show Management fines.

Concessions

Cash concessions will be available through food outlets in the Rio during the show.

Copyrights

Exhibitors shall obey copyrights and assume full and sole liability and responsibility for the use of copyrighted materials at the show. Exhibitors must obtain all necessary licenses and approvals from copyright owners and pay all required royalties and fees.

First Aid

A first aid station, staffed by licensed medical professionals, will be available on show days and move-in/out.

Occupancy

Exhibit displays must be set by 10:00 a.m. on Tuesday, March 18th. Should any space (for which a signed contract has been received and rental payment made) remain unoccupied after this time, Show Management reserves the right to rent or otherwise use such space and shall not be obligated to refund the space rental fee. Exhibitor's displays must not be dismantled or packed in preparation for removal prior to 3:30 p.m. on Thursday, March 20th. Every exhibit must be fully staffed and operational during published Expo Open hours. Dismantling of displays begins at 3:00pm on Thursday, March 20th, and continues until Noon on Friday, March 21st. By 12:01 p.m. on Friday, March 21st, all exhibitor displays, or materials left in the exhibitor's space without instructions will be packed, shipped or discarded at the discretion of Show Management at the exhibitor's expense.

Photography/Video Recording

Exhibitors may only photograph/film their own exhibit at the Expo. In order to take a photograph or film another booth, you must receive permission from booth personnel in the booth prior to taking pictures or filming. Show Management and the Official Show Photographer are exempt from this rule. Members of the Press must first receive permission from the exhibitor to photograph or film the exhibitor's booth. Violation of the policy may result in confiscation and removal of camera images and expulsion from the show.

Selling at Booth

Order taking ONLY is the recommended policy during show hours for all three-show days. It is the sole responsibility of the exhibitor that sells off the show floor to report the appropriate amount of sales tax due. If you plan to sell anything from your booth or display, you will need a temporary business license. Contact Clark County Business License at (702) 455-4252 or visit their [website](#).

Sharing of Exhibit Space

An exhibitor may not bridge an aisle, whether by a physical structure, carpeting, banners, etc., in order to connect their exhibit space with one across the aisle without permission from Show Management.

Show Colors

Backwall: White

Siderail: White

Aisle Carpet: Existing Rio carpet

Smoking Policy

Smoking is strictly prohibited in the exhibit hall, lobbies and meeting rooms during move-in, move-out and all show days.

Strolling Entertainment

Strolling entertainment or moving advertisements (robots, persons carrying or wearing signs, scooters, etc.) outside an exhibitor's space are not permitted. Repeat violations will result in the confiscation of materials/promotion items involved in the violations and loss of priority points.

SECURITY INFORMATION

WPPI 2025 Show Management makes every effort to protect exhibitors' merchandise and displays. Show Management will provide perimeter guard service on a 24-hour basis to include move-in, show days, and move-out. While Show Management will implement security measures to safeguard your property, neither Show Management, the Mirage agents nor employees assumes any responsibility for such property, loss, or theft.

Exhibitors are solely responsible for the care, custody, and control of their own exhibit space and material. Exhibitors should carry insurance for covering loss or damage to their exhibit material.

Small electronic equipment such as video players, monitors, cameras, etc., should never be left unattended. In cases where valuable equipment may not be removed to storage daily, the services of a private booth guard are available.

When shipping your equipment, do not list contents on the outside of crates or cartons. Do not ship computers, monitors, tablets, or other electronic equipment in the manufacturer's cartons. Place these cartons inside larger crates or have special packaging made, which does not indicate contents.

At the close of the show, when your materials have been packed and bills of lading have been prepared, turn in your completed bills of lading at the general service contractor's service desk. Do not leave bills of lading in your booth or attached to your crates.

Tips To Help Protect Your Product:

- Monitor your booth when your product is being delivered.
- Hire a security guard to watch your booth overnight.
- Perform an inventory after your product has been delivered and note any damages or missing items.
- Do not list the contents on the outside of your shipping crates/boxes. Use a code to indicate contents.
- After show hours cover your displays with a tarp or other solid material to discourage potential theft.
- Do not leave valuable exhibit materials or proprietary information under tables or behind displays when the show is closed, or your booth is unattended.
- Always staff your booth during show hours (required).
- Staff your booth until your product and/or the floor is cleared during move-out. Once the show has closed, pack as quickly as possible and do not leave your display unattended.

Review the [Security Form](#) for more information on booth guards.

REGISTRATION

STAFF BADGES

Official show badges must be worn at all times by exhibitor personnel while in the exhibit hall during move-in, move-out and official show hours.

Each exhibiting firm receives ten (10) booth staff badges per 100 square foot space occupied. Additional exhibitor registrations are available for a fee. Badges are the property of Show Management and are non-transferable. The lending/sharing of badges is prohibited and will result in confiscation. Register for Exhibitor Badges [here](#).

ADMISSION POLICY

Children

Children under the age of 14, including infants, are not permitted in the conference seminars at any time. Children under the age of 14 will be permitted in the Expo Hall, during show hours, provided they have adult supervision at all times. No more than two children per adult. Strollers are permitted, but strongly discouraged. Show Management reserves the right to request proof of age for any person and restrict minors from the exhibition floor at any time on any day for safety and liability reasons. No children are allowed on the floor during set-up and tear-down. There are no exceptions.

Early Appointments

Exhibitors are permitted access to the exhibit hall one (1) hour before and one (1) hour after posted official show hours. Additional access may be arranged solely at the discretion of Show Management.

Attendees, speakers, press, and any other registration type other than Exhibitor will not be allowed access to the show floor at any time during move-in and move-out or prior to 10:00 a.m. on show days.

Exhibitor Appointed Contractors (EAC)

All contracted personnel must pick up wristbands daily at the EAC Check-In areas before admission to the exhibit floor. Each individual person must sign-in and present photo I.D. each day to be issued a wristband. Wristbands cannot be picked up for others. A different wristband will be used each day and available each morning of move in.

Guests

All guests must have and visibly wear their Guest badge while in the exhibit hall, sessions, or any function held by WPPI during move-in, move-out or show hours.

GETTING THERE

HOTELS

The Rio is offering discounted rates as the official hotel for WPPI. Book your hotel and register for badges at the same time [here](#).

PARKING

Please refer to the Rio Hotel and Casino Parking Guidelines.

RIDESHARE / TAXI

The Rio Rideshare pick-up/drop-off location is located at the main entrance. Taxi assistance is available 24-hours a day from the main entrance.

BUSINESS CENTER

WPPI 2025 EXHIBITOR SERVICE MANUAL

The FedEx Office® Business Center is located in the Rio. The staffed hours of assistance are Monday to Friday from 9:00 a.m. - 5:00 p.m., Closed on Saturday and Sunday from 9:00 a.m. - 5:00 p.m., along with 24-hour access to computer rental stations with internet and printing. For more information about the FedEx Office® Print & Ship Centers at The Rio, [click here](#).